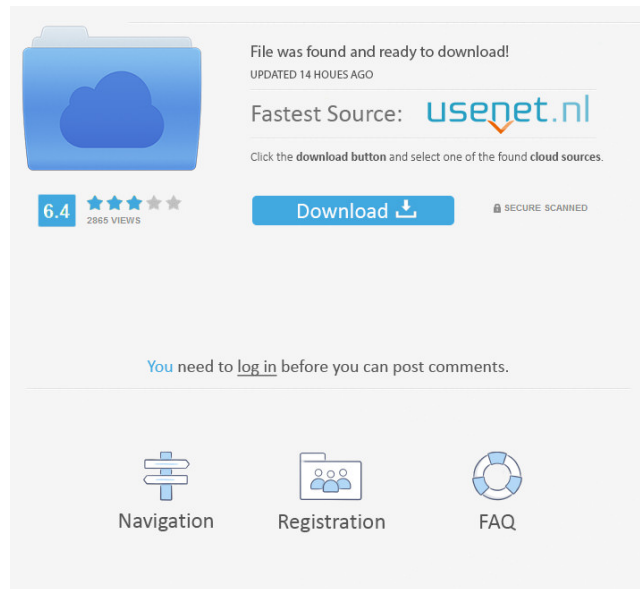


---


# AutoCAD Crack For PC





File was found and ready to download!  
UPDATED 14 HOURS AGO

Fastest Source: [usenet.nl](#)

Click the **download button** and select one of the found **cloud sources**.

6.4  2865 VIEWS

[Download](#)   SECURE SCANNED

You need to [log in](#) before you can post comments.

[Navigation](#) [Registration](#) [FAQ](#)

Although originally a desktop app, AutoCAD was gradually replaced with newer versions that ran on IBM compatible personal computers (PCs). The first notable version of AutoCAD, Release 1, for the Apple II personal computer and IBM PC compatibility, was released in August 1983.

AutoCAD's design feature set includes 2D and 3D drafting,

---

archiving, rendering, design review, and layout tools.

AutoCAD is designed for architects and engineers, but it is not limited to those two disciplines and is also used by construction and manufacturing companies, schools, universities, banks, and many other fields.

Each new version of AutoCAD includes improvements in terms of speed, stability, memory management, graphics, 3D capabilities, and other issues.

---

AutoCAD History AutoCAD originated in the 1970s as a project at A.I. Design, a computer graphics software firm in Valley Forge, PA. For a brief period, the name was changed to "Akron CAD" and then "A.I. Development". In 1981, A.I. Design began development of AutoCAD, a system that provided a set of tools for architectural design, produced by Autodesk. A.I. Design hired William Gosselin,

---

the president of Gosselin & Associates Inc., a graphics and engineering firm in Fairfield, CT. During a conversation with John Klassen, Gosselin's boss, Klassen encouraged Gosselin to develop a set of tools that was designed to run on microcomputers and had reasonable graphical performance. The original AutoCAD software was developed on a Xerox Alto personal computer and a small

---

CRT display and was named "AKCAD" after Gosselin and Klassen's initials. In 1982, the developers moved to a second-hand IBM PC computer with 256K RAM and a 64K Apple IIe hard drive. In 1983, the Apple IIe was replaced by the Apple IIgs with 64K RAM. This led to the name "A.I.

Development" and the publication of the first release. In December 1983, the first public release of AutoCAD was

---

released on Apple IIe and PC XT/AT computers, featuring 128 KB of RAM. The Macintosh version was released in 1984. The Apple II version ran on a 68020 CPU with 128 kB of RAM and ran at a native speed of 20 MHZ.

AutoCAD [32|64bit]

BaseProduct – Puts a drawing on a sheet in the file. BaseSheet – Puts a drawing on the sheet

---

and sets the Sheet Unit (SMU) and Sheet Origin (SX) to the origin of the drawing. Help – Allows looking up the documentation for macros, toolbars, and dialog boxes. The help menu also includes the current drawing and its objects. Language support AutoCAD supports a large number of computer languages including LISP, Visual Basic for Applications, ObjectARX, VBScript, C/C++, Java,



---

and.NET. AutoCAD LT supports all of AutoCAD's features, except the ability to display proportional fonts, and only the LISP and Visual LISP languages are supported.

References External links

Official AutoCAD website

Category:Computer-aided design software AutoCAD

AutoCAD# coding: utf-8 """"

Azure Blockchain Workbench

REST API The Azure

Blockchain Workbench REST

---

API is a Workbench  
extensibility point, providing  
API access to all activities of a  
Workbench. # noqa: E501  
OpenAPI spec version: v1  
Generated by: "" from  
\_\_future\_\_ import  
absolute\_import import unittest  
import swagger\_client from  
swagger\_client.models.v1  
import RoleNameConverter #  
noqa: E501 from  
swagger\_client.restclient import  
ApiException class RoleNameC

---

```
converterTest(unittest.TestCase):
    """RoleNameConverterTest"""
    def setUp(self): self.api_client =
swagger_client.ApiClient() self.
api_client.config['server_url'] =
" self.api_client.config['oauth2_
url'] = " self.api_client.config['a
pi_hostname'] = 5b5f913d15
```

1. Go to "settings" -> "goals" -> "Your license" -> "products" -> "activate your copy of AutoCAD" 2. Follow the instruction and wait until it's installed. 3. Go to "settings" -> "goals" -> "Your license" -> "products" -> "activate your license" 4. Follow the instruction and wait until it's installed. 5. Go to "settings" -> "My profile" -> "All products"

---

-> "activates your product" 6. Follow the instruction and wait until it's installed. For Autodesk Revit: 1. Go to "settings" -> "goals" -> "Your license" -> "products" -> "activate your product" 2. Follow the instruction and wait until it's installed. The third step (step 5) is important. It will help you to activate the license to use the product. In this step, you will need to upload a license key from the Autodesk products

---

page.

What's New in the?

Multi-resolution layers:  
Organize models and drawings  
by the pixel resolution and  
material type of each layer.  
Select the pixel and material  
resolution in the Layer  
Properties Manager, or change  
the layer resolution on the fly.  
Drafting Tools: Trace arc and  
circle objects on the same layer,

---

providing one-click direct access to ellipse, parabola, ellipse, arc, circle, and compound curve objects. Add markers and text notes. (video: 1:33 min.) Part drawing: Synchronize all links, bends, and annotations between all linked parts of a drawing. Reveal the Part Properties Manager and edit the Part properties in multiple files. 2D and 3D annotation: Place and highlight 3D, 2D, and text annotations,

---

then export the annotation as an image. Add linked annotations from within the annotation dialog. (video: 2:09 min.) Part Sheet: Organize a drawing by layers to manage complex drawings, import a standardized table of parts, and use AutoCAD as an intelligent parts catalog. Create a Parts List sheet that uses layer-based parts and the drawing's DWG-based PartLibrary (OL) to generate a parts sheet, list, or table.



---

Assembly lines and text labels:  
Draw assembly lines that guide multiple parts through drawing, routing, or welding. Add text labels at the intersection of lines and surfaces, or set optional triggers to watch for changes and draw new labels. 3D revolve and display: Use Revolve to capture the view of a 3D object. Revolve on multiple layers in the drawing, or capture the view of multiple parts in a drawing. Store multiple views in the

---

drawing and display the views automatically, from within the drawing or a linked drawing.

Inline, horizontal, and vertical guides: Create new guides to be inserted into a drawing, including vertical, horizontal, and inline guides. Create fixed and adjustable guides. Insert, copy, and delete guides. Assign a color to a guide to control the appearance of the guide. Adjust the angle of a guide to control the appearance of the guide.

---

Drafting Data Manager: Manage and organize your draft data in AutoCAD. Add a DWG template file, edit DWG files, create a reference sheet, merge multiple drawing files, manage multiple revisions

---

**System Requirements:**

**Minimum Specifications: Mac OS X version 10.8 or later**  
**Processor: Intel Core 2 Duo or equivalent; 2.4 GHz**  
**Memory: 2 GB RAM**  
**Hard disk space: 4 GB**  
**Video: Intel 945GM (965GMA) with 64 MB, or ATI X1600 with 128 MB, or NVIDIA GeForce 8600M GT (256 MB)**  
**Gamepad: Windows-compatible USB gamepad or compatible controller**

---

# Recommended Specifications: Mac OS X version 10.9 or later Processor:

## Related links:

<http://www.ecomsrl.it/autocad-23-1-with-full-keygen/>  
<https://bnbeasy.it/?p=4785>  
<http://it-labx.ru/?p=25880>  
<https://www.teppichreinigung-schoeneiche.de/autocad-crack-download-latest-2022/>  
<https://limitless-headland-46686.herokuapp.com/adafri.pdf>  
<http://www.midwestmakerplace.com/?p=6968>  
<http://flxescorts.com/?p=1284>  
<https://encuentracommunitymanager.com/autocad-crack-free-registration-code-free-for-windows-2/>  
<http://lambasafar.com/2022/06/07/autocad-2018-22-0-crack-with-product-key-free-win-mac/>  
[https://now.jumpeats.com/upload/files/2022/06/IifECJ5RbKp3yscZc7VD\\_07\\_62880100aee34df6a7a74626c2f83232\\_file.pdf](https://now.jumpeats.com/upload/files/2022/06/IifECJ5RbKp3yscZc7VD_07_62880100aee34df6a7a74626c2f83232_file.pdf)  
[https://www.spanko.net/upload/files/2022/06/Us1S3awIvBGdgYTLfQJj\\_07\\_6e7d75f945a349303d9161c85b4a8ca5\\_file.pdf](https://www.spanko.net/upload/files/2022/06/Us1S3awIvBGdgYTLfQJj_07_6e7d75f945a349303d9161c85b4a8ca5_file.pdf)  
[https://formyanmarbymyanmar.com/upload/files/2022/06/6uNIJay3ydKU7myMfrk\\_07\\_62880100aee34df6a7a74626c2f83232\\_file.pdf](https://formyanmarbymyanmar.com/upload/files/2022/06/6uNIJay3ydKU7myMfrk_07_62880100aee34df6a7a74626c2f83232_file.pdf)  
<https://afdiscontwofoot.wixsite.com/boostdanutzio/post/autocad-2017-21-0-registration-code-download-for-windows-updated>  
<https://novinmoshavere.com/autocad-2017-21-0-crack-pc-windows/>  
<https://citywharf.cn/autocad-2020-23-1-crack-keygen-full-version-2022/>  
<http://richard-wagner-werkstatt.com/?p=18570>  
[https://kaalama.org/upload/files/2022/06/n7AJjh7SW584DvWI5Yne\\_07\\_62880100aee34df6a7a74626c2f83232\\_file.pdf](https://kaalama.org/upload/files/2022/06/n7AJjh7SW584DvWI5Yne_07_62880100aee34df6a7a74626c2f83232_file.pdf)  
<http://agrit.net/2022/06/autocad-crack-incl-product-key-free-win-mac-final-2022/>  
<http://nextgenbioproducts.com/?p=5195>  
[https://paddock.trke.rs/upload/files/2022/06/iKNCV82RZSVtMUmok9Os\\_07\\_6e7d75f945a349303d9161c85b4a8ca5\\_file.pdf](https://paddock.trke.rs/upload/files/2022/06/iKNCV82RZSVtMUmok9Os_07_6e7d75f945a349303d9161c85b4a8ca5_file.pdf)